

In 1911,

the folks in Elba, Alabama set out to build the most durable custom trailers on the market.

Today, Dorsey's vision remains the same.

A Dorsey's More Durable



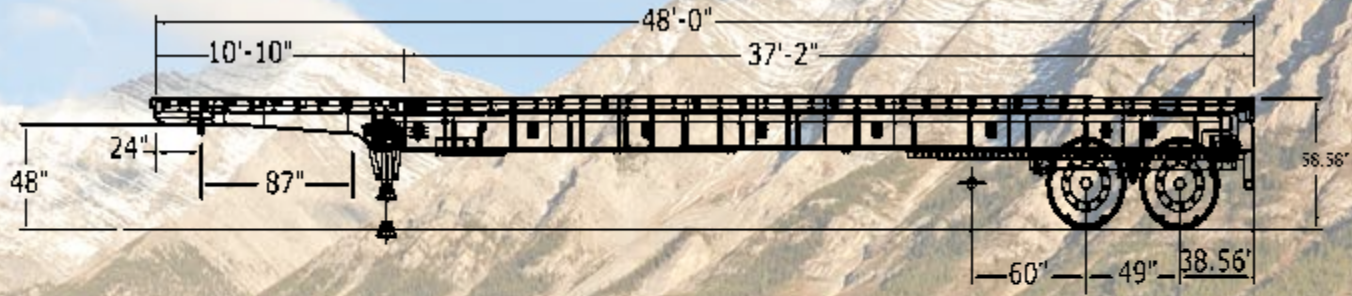
STEEL GIANT



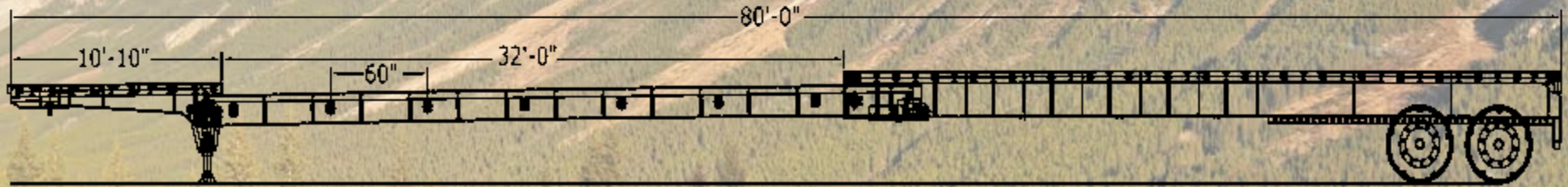
American Trailer Exchange
Atlanta, GA
678-750-7000

STEEL GIANT

Extendable Flat 48' to 80'

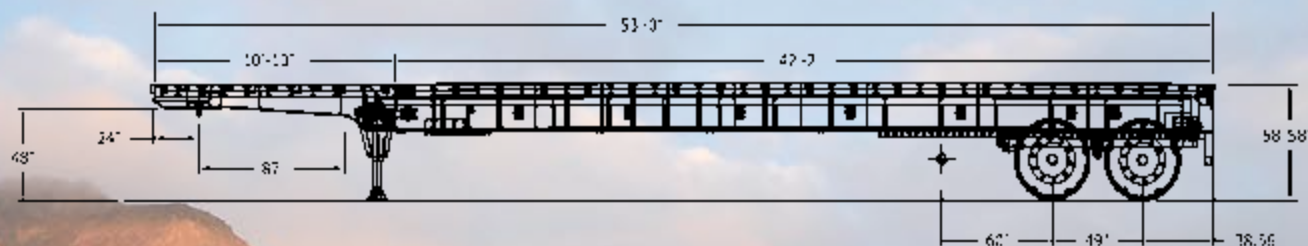


MODEL: EF-48

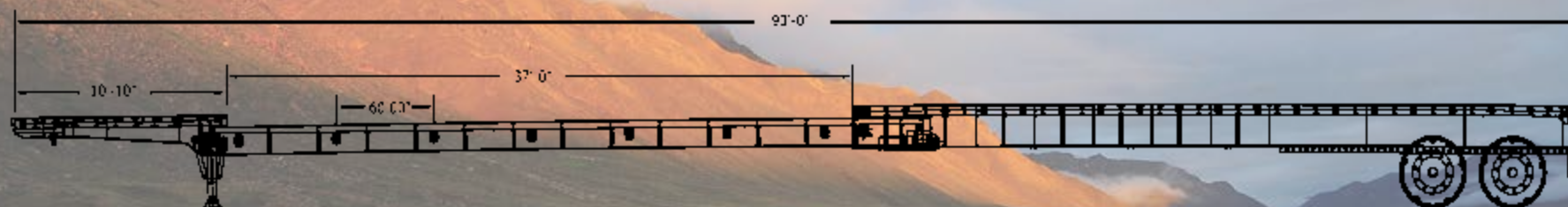


STEEL GIANT

Extendable Flat 53' to 90'



MODEL: EF-53



BODY STRUCTURE

- ▶ **Capacity:** 80,000 lbs GVWR evenly distributed when closed, 80,000 lbs evenly distributed over the kingpin and running gear when extended.
- ▶ **Weight:** 15,900 lbs +/- 3%
- ▶ **Length:** 48' to 80', 53' to 90'
- ▶ **Width:** 102" overall
- ▶ **Coupler Height:** 48"
- ▶ **King Pin:** Setting 24"
- ▶ **Plate:** 1/4"
- ▶ **Main Beams:** Fabricated high tensile steel
- ▶ **Flanges:** Grade 130 high tensile steel, 1/2" x 6"
- ▶ **Web:** Grade 80 high tensile steel, one piece
- ▶ **Rollers:** Steel upper and lower rollers
- ▶ **Locking Pins:** Air actuated - inside frame
- ▶ **Front skirt:** Formed steel with tapered corners
- ▶ **Rear Skirt:** Formed steel with integral stake pockets
- ▶ **Bumper:** US DOT and Transport Canada compliant rear impact bumper
- ▶ **Cross Members:** 4" steel I-Beam on 12" centers
- ▶ **Cross Member Knee Brace:** Fabricated one piece steel on 48" centers
- ▶ **Side Rail:** 6" steel channel
- ▶ **Rub Rail:** 1/4" x 2 1/2" steel
- ▶ **Stake Pockets:** Steel, external mount, 24" on center with double pipe spools
- ▶ **Floor:** 1-1/8" apitong hardwood
- ▶ **Load Securement:** Sliding winch C-track with 12 powder coated winches - road side
- ▶ **Mud Flaps:** Heavy duty, white, anti-spray, anti-sail
- ▶ **Paint:** Fully blasted, two part primer, two part black urethane
- ▶ **Lighting:** Grote LED sealed lights, Grote sealed wiring harness
- ▶ **Other:** Conspicuity treatment complies with all regulatory requirements

COMPONENTS

- ▶ **Kin Pin:** 2" Holland - AAR
- ▶ **Landing Gear:** Jost-Heavy Duty 2-speed gear drive, 140,000 lb static load capacity
- ▶ **Suspension:** Heavy Duty spring ride
- ▶ **Axles:** Heavy Duty, 25,000 lb. capacity
- ▶ **ABS Brakes:** Bendix, 2S1M
- ▶ **Brakes:** 16 1/2" x 7" quick change
- ▶ **Hubs:** Standard cast, hub-piloted, 10-stud unimount, oil lubricated
- ▶ **Brake Drums:** Standard cast, outboard mount
- ▶ **Wheels:** Hub piloted steel
- ▶ **Tires:** Double Coin radials

OPTIONS

- ▶ Custom lengths
- ▶ Custom widths
- ▶ Lift axles
- ▶ Multiple axle configurations
- ▶ Heavy Duty beam package
- ▶ Toolbox(es) Steel or Aluminum
- ▶ Coil package, stub cross members located between main beams and spaced between full width cross members
- ▶ Inter-modal container twist-locks
- ▶ D rings
- ▶ Strobe lights
- ▶ Wide load lights
- ▶ Custom light package
- ▶ Hub-odometer
- ▶ Rear skirt fabricated with heavy duty tail rollers
- ▶ Pop-up rollers on deck
- ▶ Tire inflation system
- ▶ Bulkhead: Steel or Aluminum

American Trailer Exchange * Atlanta, GA * 678-750-7000

For more information about New Dorsey Trailers, visit our web site at www.amtrex.net

Note: All specifications are subject to change without prior notification. All dimensions and weights are approximate. Trailers pictured in this brochure may feature optional equipment.